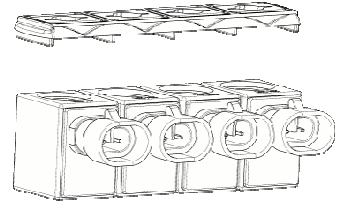
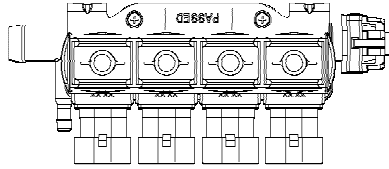
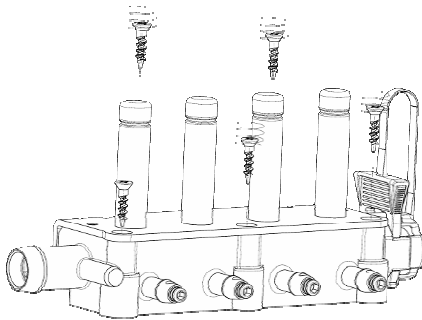
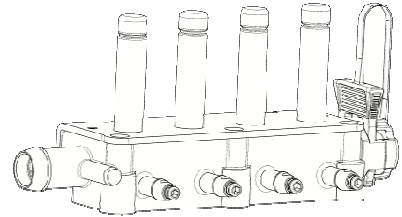


## Repair Kit

For Superlight injection rail is available a repair kit, it's consist of 4 calibrated pipe, a bracket and 4 O-rings.



Unmount the upper plate and the four coils.



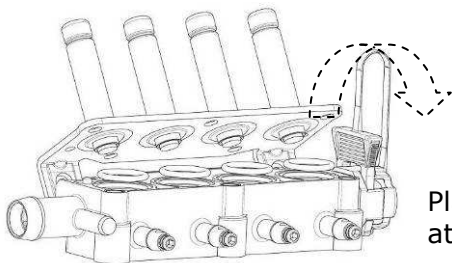
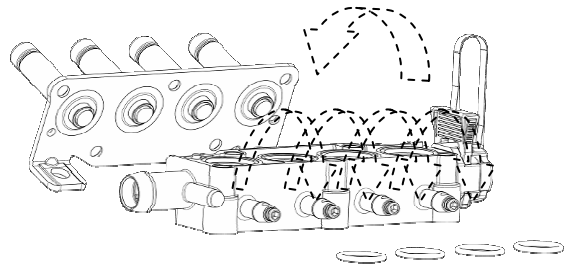
Unscrew the five screw maintaining tubes in vertical position.

Unscrew the five screw maintaining tubes in vertical position.



1/2

Remove the plate with the four tubes, and remove the 4 O-rings.



Place the 4 O-rings supplied with the repair kit.

Place the plate with the 4 tubes provided with the kit, paying attention to maintain the right position of the mobile core.

Tighten the 5 screws, replace the 4 coils in the **same position at starting**, and close with the upper plate.

